

Miele

2018

Miele Professional
Laundry & Dishwashing
Product Range





High standards and quality service, providing a professional and personable approach to each project.

“We were very pleased with the service we received from C. R. Wood as they helped guide us to making the right choices and conducted a seamless installation.

Amanda, Old Church House Inn

About C.R. Wood Electrical Ltd

C. R. Wood Electrical was established in 1959 as an electrical contracting company before moving into white goods in the 1970's.

In 1985 the company became a Professional Partner and since then has grown into the largest Miele dealer in the South West, working within many sectors, including housing associations, hospitals, nursing and residential homes, hotels, schools and holiday parks. Still owned Mr C.R. Wood, and managed by Mr J.Wood (grandson) C.R. Wood Electrical is a family company through out.

CR Wood Electrical is very proud to be professional partners with Miele Professional, which is internationally renowned for producing high quality laundry and dishwashing equipment. We offer a comprehensive range of products for commercial applications, where high throughput and durability are essential.

“C. R Wood have been partnered with Miele for over 30 years



References

Client: **Old Church House Inn**



“

The service was personal and tailored to our exact needs and it was such a reassurance to have the new machines installed professionally.

Old Church House Inn upgrades laundry facilities with Miele Professional.

Old Church House is a 13th Century Inn located in a classic Devon village, Torbryan, near Newton Abbott. The Inn boasts a number of unique features including England's oldest bread oven, panelling retrieved from a ship of the Spanish Armada and three large log fires. Now run by Amanda Mitchell, the Inn has recently undergone an upgrade to further improve customers' stays in this idyllic countryside house.

Before the decision was made to invest in Miele Professional machines, the Inn was outsourcing its linen to a commercial laundry company. When the change of ownership came into effect, Amanda decided to bring the laundry in-house, in order to regain quality control and save on long-term costs.

The Old Church House produces a mixture of laundry of varying sizes and materials, including

duvets, quilts, pillowcases and towels. The new owners wanted to use speciality linen bedding and towels to help support the boutique feel of the Inn, and didn't have capacity to do this with the old machines. Due to this, Amanda wanted to invest in quality equipment that would make the whole process as straight forward as possible.

Amanda sought the advice of her local dealer, C. R. Wood, who were able to recommend the right machines to suit the varying needs of the Inn. After a site visit, Wood recommended that Amanda invest in a **PW 6080 washing machine** and **PT 7186 dryer**, alongside a **PM 1210 rotary iron** to provide the perfect finish.

Speaking about the installation process, Amanda said: *"We were very pleased with the service we received from C. R. Wood as they helped guide us to making the*

right choices and conducted a seamless installation. They even provided some machines on loan to ensure they were exactly what we needed."

When asked what difference the Miele Professional machines have made to her business, Amanda said:

"The main difference we've noticed with Miele Professional is the whole experience. The service was personal and tailored to our exact needs and it was such a reassurance to have the new machines installed professionally. The products we have are in constant use but are reliable, effective and easy for all members of staff to use, so it is one less worry every day! We would definitely recommend investing in Miele Professional machines to similar businesses."

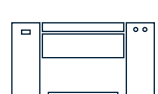
Products installed:



PW 6080
Washing Machine



PT 7186
Tumble Dryer



PM 1210
Ironer

Client: **Pendennis Shipyard**



“

The worldwide services means we no longer have to fly engineers out to the boat, and that has saved us money as well as effort.

Pendennis Shipyard finds superyacht standard laundry facilities with Miele Professional.

Pendennis Shipyard is an award-winning company that custom builds and refits superyachts at its site in Falmouth.

As a business that produces the highest quality vessels, it also requires equipment that adheres to the standards of excellence which its customers are accustomed to, and the laundry machines on board its yachts are no different.

After struggling to find appliances to suit the unique requirements of the marine world, Pendennis consulted with Miele Professional dealer, C R Wood Electrical, seven years ago and has used equipment from the German brand ever since.

The advantage of Miele is that, being a global organisation, it has an international parts and servicing service. As Pendennis' superyachts travel and dock all over the world, they need to have easy access to

a local engineer who can tend to machines as quickly as possible.

Pendennis' boats range in shape and size, so while the company uses a range of different Miele Professional equipment, the Little Giants range is often in demand as they can fit easily into some of the smaller vessels.

Simon Truen from Pendennis Superyachts said: *"Miele Professional is now the superyacht benchmark. It has such a strong reputation for quality and reliability that even the people who design and buy our boats are starting to notice. Architects and owners of superyachts are in agreement with us – Miele Professional is the only way to go."*

"The worldwide services means we no longer have to fly engineers out to the boat, and that has saved us money as well as effort."

"I would definitely recommend the Miele Professional brand, as they have continually provided reliable and high-quality services to our superyacht clientele."

"The service we have received from C R Wood has been simply outstanding. We're not their usual customer and have a very specific set of requirements, but they never say 'we can't do that' or even ask why. Throughout the specification, ordering and aftersales stages, they've been incredibly helpful and solutions focused."

Partnered with Miele

What does a Miele Approved Partner mean?

In 2001, Miele established the Miele Professional Partnership – choosing to sell laundry and dishwashing products to customers through a network of approved Partners. The reasons for this are to provide the customer with a fast, local solution.

C.R. Wood Electrical Ltd is an approved Partner, meaning that they undergo Miele product and service training and they are able to sell, install, commission and service any Miele Professional product.

What are the benefits to C.R. Wood Electrical Ltd customers?

By Miele selling in this way, our customers are able to buy the quality of Miele products, with the reassurance that they will receive the personal support and knowledge from C.R. Wood Electrical Ltd.



This is to certify that



is an
**Approved Miele
Sales & Service
Partner**

Authorised by **Sam Bailey**
Director, Miele Professional

Product range contents

08-13	14-19	20-25	26-30
Washer-Extractors	Tumble Dryers	Ironers	Dishwashers
LITTLE GIANTS 10 PW 5062 PW 6055 Vario PW 6065 Vario PW 5064 Mopstar 60 8-10 KG 11 PW 6080 Vario PWT 6089 Vario PW 5105 Vario 11-32 KG 12 PW 811 PW 413 PW 413 Mopstar 130 PW 814 PW 418 PW 818 PW 6241 PW 6321 BARRIER WASHERS 13 PW 6163 PW 6243 PW 6323	LITTLE GIANTS 16 PT 5135 C PT 5137 WP PT 7135 C Vario PT 7136 Vario PT 7137 WP 8-10 KG 17 PT 7186 Vario PT 8203 WP 10-13 KG 17 PT 8253 PT 8257 PT 8257 WP 12-15 KG 17 PT 8301 PT 8303 13-16 KG 18 PT 8333 PT 8337 PT 8337 WP 16-20 KG 18 PT 8403 PT 8407 20-25 KG 19 PT 8503 PT 8507 32-40 KG 19 PT 8803 PT 8807	ROTARY 22 HM 16-80 HM 16-83 FLATWORK 22 PM 1210 PM 1214 PM 1217 23 PM 1318 PM 1418 PM 1421 24 PM 1621 PM 1625 PM 1630 PM 1635 25 PM 1825 PM 1830 PM 1835	PROFILE 28 PG 8080 PG 8080 U PG 8081 i PG 8082 SCi PG 8083 SCVi PROFESSIONAL 29 PG 8055 - Speed PG 8056 - Speed Plus PG 8058 - Brilliant PG 8059 - Hygiene TANK 30 PG 8164 - BrilliantCompact PG 8165 - UniversalCompact PG 8166 - Universal PG 8172 - Performance



Washer-Extractors

Miele Professional’s laundry technology guarantees hygienically clean laundry.

Patented Honeycomb Drum

Ensures the gentle care of fabrics combined with first-class cleaning and drying performance.

Award winning Environmental Technology

All Miele Professional washing machines have recently been approved for inclusion on the Water Technology List for improved water efficiency.

Highest G-Force

A G-Force of up to 526 occurs during extraction, reducing drying times, energy costs and extending the life of the garment.

Large range of capacities catering for a wide market

- 5.5 to 32 kg drum volumes for washer-extractors
- Specially designed machines for washing mops and cloths
- Barrier machines for care homes and hospitals

WRAS Approved

Washing machines are compliant with machinery guidelines and WRAS approved for reassurance.

Barrier Washers

Miele Professional barrier machines offer optimum physical separation between unclean and clean sides in care homes and hospitals, preventing contamination of laundry.

Control Panels

The variety of Miele interface controls for our products are all designed to be easy to use and ensure maximum efficiency during the cleaning cycle.



LITTLE GIANTS

PW 5062
PW 6055 Vario
PW 6065 Vario
PW 5064 Mopstar 60

8-10 KG

PW 6080 Vario
PWT 6089 Vario
PW 5105 Vario

11-32 KG

PW 811
PW 413
PW 413 Mopstar 130
PW 814

BARRIER WASHERS

PW 418
PW 818
PW 6241
PW 6321

PW 6163
PW 6243
PW 6323

Profitronic L Vario:

Electronic controls with multi-function selector and user navigation screen. Programme delay and time left display to enable the user to manage their time efficiently. Wide range of standard programmes as well as a number of special programmes such as table linen, pillows and outerwear and reproofing. Additional feature of four short cut keys for most popular programmes on the Plus version.

Profitronic M:

Electronic controls with multi-function selector and user navigation screen. 199 programme slots. Programme selection via rotary selector or 6 short cut buttons. Freely programmable programme parameters. Clear text display with user navigation.

Profitronic D:

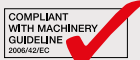
Profitronic D controls provide programmes catering for the entire spectrum of laundry care requirements. A text display and 6 direct-access buttons facilitate ease of use and fast programme selection. The most frequently used programmes are assigned to buttons 1–6 and are accessible at the touch of a single button. Further programmes are accessed by pressing and holding button 6. Important parameters such as temperature and spin speed can be selected manually before the start of each programme. Similarly, current load sizes can be entered to reduce water, energy and detergent consumption accordingly.



WASHER-EXTRACTORS



Little Giants - 5.5-6.5 KG



8-10 KG Washer-Extractors

Product Code	PW 5062	PW 6055 Vario	PW 6065 Vario	PW 5064 Mopstar 60	PW 6080 Vario	PWT 6089 Vario		PW 5105 Vario
Capacity (kg)	6.5	5.5	6.5	6.5	8	Washer - PWT 6089 8	Dryer - PT 7189 8	10
Dimensions: H/W/D (mm)	850/595/725	850/595/725	850/595/725	850/595/725	1020/700/727	1920/692/763	1920/692/763	1020/700/827
Net Weight (kg)	109	106	109	105	140	240	180	148
Heating	Electric	Electric	Electric	Electric	Electric	Electric	Electric	Electric
Controls	Profiline B Plus	Profitronic L Vario	Profitronic L Vario	Profiline MOP	Profitronic L Vario	Profitronic L Vario	Profitronic L Vario	Profitronic L Vario
Spin Speed (rpm)	1400	1400	1400	1400	1300	1300	-	1100
G Factor	526	526	526	526	520	520	-	370
Residual Moisture (%)	49	49	49	25	49	49	-	54
Drainage	Drain Pump	Drain Pump	Drain Pump or Dump Valve	Dump Valve	Drain Pump or Dump Valve	Drain Pump	-	Drain Pump or Dump Valve
Electric Requirements: 230V	•	•	•	•	•	•	•	•
400V	-	•	•	-	•	•	•	•
Other Comments	Stackable	Stackable	Stackable Available in white or stainless steel* *Drain pump only	Stackable Special Programmes for mop head washing	Communication module slot	Communication module slot	Communication module slot	Communication module slot

WASHER-EXTRACTORS



11-32 KG Washer-Extractors



Product Code
Capacity (kg)
Dimensions: H/W/D (mm)
Net Weight (kg)
Heating
Controls
Spin Speed (rpm)
G Factor
Residual Moisture (%)
Drainage
Electric Requirements: 230V
400V
Other Comments

PW 811	PW 413	PW 413 Mopstar 130	PW 814	PW 418	PW 818	PW 6241
11-12	13-14	13-14	14-16	18-20	18-20	24
1352/799/940 (827*)	1352/799/1010 (897*)	1352/799/1010 (897*)	1452/924/850 (757*)	1452/924/950 (857*)	1452/924/950 (857*)	1640/1085/1265
257	266	266	324	379	379	640
Electric or steam	Electric	Electric	Electric or steam	Electric	Electric or steam	Electric, Gas or Steam
Profitronic M	Profitronic D	Profitronic D Mop	Profitronic M	Profitronic D	Profitronic M	Profitronic M
1150	1025	1025	1075	950	1075	1100
460	360	360	460	360	460	542
45	50	>25	45	50	45	46
Dump Valve	Dump Valve	Dump Valve	Dump Valve	Dump Valve	Dump Valve	Dump Valve
-	-	-	-	-	-	-
•	•	•	•	•	•	•
Communication module slot Data shown is for the electric versions	Communication module slot * Depth by removing panels and protruding parts	Communication module slot Special programmes for mop head washing * Depth by removing panels and protruding parts	Communication module slot Data shown is for the electric versions * Depth by removing panels and protruding parts	Communication module slot * Depth by removing panels and protruding parts	Communication module slot Data shown is for the electric versions * Depth by removing panels and protruding parts	Data shown is for the electric versions



16-32 KG Barrier Washer-Extractors



PW 6321	PW 6163	PW 6243	PW 6323
32	16	24	32
1640/1085/1272	1718/1153/1070	1718/1384/1070	1718/1605/1070
648	630	820	860
Electric, Gas or Steam	Electric, Steam or Dual	Electric, Steam or Dual	Electric, Steam or Dual
Profitronic M	Profitronic M	Profitronic M	Profitronic M
1000	1025	975	975
448	400	360	360
50	48	50	47
Dump Valve	Dump Valve	Dump Valve	Dump Valve
-	-	-	-
•	•	•	•
Data shown is for the electric versions	Data shown is for the electric versions		

Tumble Dryers

Miele Professional’s laundry technology guarantees hygienically clean laundry.

Patented Honeycomb Drum

Ensures the gentle care of fabrics combined with first-class cleaning and drying performance.

Residual Moisture Control Dryers

Accurate sensors that measure moisture in the garments to reduce drying times and lower energy costs.

Award winning Environmental Technology

New and innovative Heat Pump dryers and H₂O dryers reduce energy costs by over 50%.

Highest G-Force

A G-Force of up to 526 occurs during extraction, reducing drying times, energy costs and extending the life of the garment.

Large range of capacities catering for a wide market

A capacity range of 6.5 to 40 kg drum volumes for our dryers meets the needs of businesses large and small.

H₂O Dryers

The H₂O dryer can be put to use wherever water is heated. This can take the form of an on-site cogeneration plant, district heating or alternative sources of energy where hot water is a by-product.

Control Panels



LITTLE GIANTS

PT 5135 C
PT 5137 WP
PT 7135 C Vario
PT 7136 Vario
PT 7137 WP

8-10 KG

PT 7186 Vario
PT 8203 WP

10-13 KG

PT 8253
PT 8257
PT 8257 WP

12-15 KG

PT 8301
PT 8303

13-16 KG

PT 8333
PT 8337
PT 8337 WP

16-20 KG

PT 8403
PT 8407

20-25 KG

PT 8503
PT 8507

32-40 KG

PT 8803
PT 8807

Profitronic B Plus:

Electronic controls with rotary selector. Residual display showing selected drying time/time remaining and residual moisture level. Programme sequence indicators show heat up, cool down, anti-crease. Adjustable programme parameters such as reversing times and residual moisture level.

Profitronic L Vario:

Electronic controls with multi-function selector and user navigation screen. Programme delay and time left display to enable the user to manage their time efficiently. Wide range of standard programmes as well as a number of special programmes such as table linen, pillows and outerwear and reproofing. Additional feature of four short cut keys for most popular programmes on the Plus version.

Profitronic M:

Electronic controls with multi-function selector and user navigation screen. 199 programme slots. Programme selection via rotary selector or 6 short cut buttons. Freely programmable programme parameters. Clear text display with user navigation.



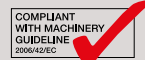
TUMBLE DRYERS




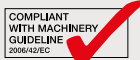
Little Giants - 6.5KG



8-10 KG



10-13 KG



Product Code	PT 5135 C	PT 5137 WP	PT 7135 C Vario	PT 7136 Vario	PT 7137 WP	PT 7186 Vario	PT 8203 WP	PT 8253	PT 8257*	PT 8257 WP	PT 8301	PT 8303
Capacity (kg)	6.5	6.5	6.5	6.5	6.5	8	8-10*	10-13	10-13	10-13*	12-15	12-15
Dimensions: H/W/D (mm)	850/595/710	850/595/727	850/595/710	850/595/710	850/595/727	1020/700/763	1800/711/1075	1400/906/852	1400/906/852	1400/906/1218	1800/711/1089	1800/711/1089
Net Weight (kg)	60	77	61	58	77 (79 stainless steel)	77	202	149	149	148	139(EL) /145(G)	139(EL) /145(G)
Heating	Electric	Electric	Electric	Electric	Electric	Electric, Gas	Electric	Electric or Gas	Electric or Gas	Electric	Electric or Gas	Electric or Gas
Controls	Profiline L	Profiline L	Profitronic L Vario	Profitronic L Vario	Profitronic L Vario	Profitronic L Vario	Profitronic B Plus	Profitronic B Plus	Profitronic M	Profitronic M	Profitronic B	Profitronic B Plus
Electric Requirements: 230V	•	•	•	•	•	•	-	• (Gas)	• (Gas)	-	-	-
400V	-	-	-	•	-	•	•	• (Electric)	• (Electric)	•	•	•

Other Comments	Available in white Stackable Condenser model	Available in white Stackable Heat Pump model	Available in white or stainless steel Stackable Condenser model	Available in white or stainless steel Stackable Vented model	Available in white or stainless steel Stackable Heat Pump model	Vented model Available in blue or stainless steel	Heat Pump integrated *1:25 - 1:20kg	Communication module slot Blue Vented	Communication module slot Blue (Gas only)/ Stainless Steel Vented *Image shown	Heat-Pump unit dimensions (H/W/D):1370/906/433 * 1:25 - 1:20kg	Vented model COP models available	Vented model
----------------	--	--	---	--	---	--	--	---	--	---	--------------------------------------	--------------

TUMBLE DRYERS



13-16 KG



16-20 KG



20-25 KG



32-40 KG



Product Code	PT 8333	PT 8337*	PT 8337 WP	PT 8403	PT 8407*	PT 8503	PT 8507	PT 8803	PT 8807*
Capacity (kg)	6.5	13-16	13-16*	16-20	16-20	20-25	20-25	32-40	32-40
Dimensions: H/W/D (mm)	1400/906/1035	1400/906/1035	1400/906/1401	1400/906/1164	1400/906/1164	1640/1206/1018	1640/1206/1018	1640/1206/1384	1640/1206/1384
Net Weight (kg)	166 (EL), 169 (G, HW)	166 (EL), 169 (G, HW)	164	192 (EL), 190 (G), 217 (S, HW)	192 (EL), 190 (G), 217 (S, HW)	239 (EL), 240 (G), 265 (S, HW)	239 (EL), 240 (G), 265 (S, HW)	286 (EL), 287(G), 318 (S,HW)	287 (EL,G), 318 (S,HW)
Heating	Electric, Gas or HW	Electric, Gas or HW	Electric	Electric, Gas, Steam or HW	Electric, Gas, Steam or HW	Electric, Gas, Steam or HW	Electric, Gas, Steam or HW	Electric, Gas, Steam or HW	Electric, Gas, Steam or HW
Controls	Profitronic B Plus	Profitronic M	Profitronic M	Profitronic B Plus	Profitronic M	Profitronic B Plus	Profitronic M	Profitronic B Plus	Profitronic M
Electric Requirements: 230V	• (Gas)	• (Gas)	-	-	-	-	-	-	-
400V	• (Electric)	• (Electric)	•	•	•	•	•	•	•

Other Comments	Communication module slot Vented with AirRecycling system HW (Hot Water) version for H ₂ O model	Communication module slot Vented with AirRecycling system HW (Hot Water) version for H ₂ O model *Image shown	Heat-Pump unit dimensions (H/W/D):1370/906/433 * 1:25 - 1:20kg	Communication module slot Vented with AirRecycling system HW (Hot Water) version for H ₂ O model	Communication module slot Vented with AirRecycling system HW (Hot Water) version for H ₂ O model *Image shown	HW (Hot Water) version for H ₂ O model	Communication module slot HW (Hot Water) version for H ₂ O model	Communication module slot HW (Hot Water) version for H ₂ O model	Communication module slot HW (Hot Water) version for H ₂ O model *Image shown
----------------	---	---	---	---	---	---	--	--	--

Commercial Ironers

Smooth, crease-free finish

Optimum laundry finish

Miele rotary ironers are just the machines for a perfect finish on workwear and table linen: simple, fast and economical. In hotels and restaurants, perfectly laundered textiles help keep up appearances. Alongside guaranteeing a perfect finish, rotary ironers are above all simple and safe to use. Roller speed is infinitely selected using a rotary selector. Roller rotation can be stopped at any time by pressing the footswitch. The ARAMID cloth and the aluminium trough ensure efficient results.

The patented automatic finger guard stops the roller in its tracks and retracts the heater plate in the event that anything enters the gap between the roller and the trough. During power failures, the heater plate can be released easily to remove trapped items.

High Performance

Our high-performance flatwork ironers are able to process more than 200 kg of laundry per hour, equating to more than a tonne of laundry per day. These large ironers can be controlled and monitored from their central display, making them safe and easy to use. Contact pressure, temperatures and roller speeds are all selectable and can be saved with password protected user levels. The display also shows cleaning and waxing reminders when due.

Model designations PM 16 and PM 18 are available with electric, gas and steam heating and the touch display shows all the machine parameters at a single glance, allowing the ironer to adapt fast to everyday working conditions.

Key Features

Rotary Ironers

Miele offers a range of rotary ironers for small laundry operations tailored to the quantity of laundry being processed and to the customer's need. The compact ironers can be placed against a wall to save space.

Flatwork Ironers

Large volumes of laundry produced by hotels, hospitals and care homes can be conveniently and easily processed by a Miele flatwork ironer.



ROTARY

HM 16-80
HM 16-83

FLATWORK

PM 1210	PM 1421	PM 1825
PM 1214	PM 1621	PM 1830
PM 1217	PM 1625	PM 1835
PM 1318	PM 1630	
PM 1418	PM 1635	

Rotary Ironers




Product Code
Roller diameter (mm)
Roller width (mm)
Heater plate
Throughput according to DIN 11902 (kg/h):
Residual moisture 15%
Residual moisture 20%
Residual moisture 25%
Electric Requirements: 230V
400V
External dimensions H/W/D (mm)
Other Comments

HM 16-80	HM 16-83	PM 1210	PM 1214	PM 1217	PM 1318	PM 1418
160	160	210	210	250	300	365
830	830	1000	1400	1660	1750	1750
Electric	Electric	Electric	Electric	Electric	Electric or Gas	Electric or Gas
		30				
13	15		33	60	75(EL)/53.7 (G)	90
•	•	•	-	-	-	•
-	-	•	•	•	•	
959/985/380	960/1050/380	1032/1579/476	1032/1979/650	1110/2238/650	1318/2576/1150	1318/2576/1150
Folding frame Steam Facility Return Feed	Return Feed	Return Feed	Return Feed	Return Feed and Through Feed	Through feed (option of return feed module for existing machines) Return feed (new machines, electric model only)	Through feed (option of return feed module for existing machines) Return feed (new machines, electric model only)



Flatwork Ironers



Product Code	PM 1421	PM 1621	PM 1625	PM 1630	PM 1635	PM 1825	PM 1830	PM 1835
Roller diameter (mm)	365	585	585	585	585	790	790	790
Roller width (mm)	2040	2100	2500	3000	3500	2500	3000	3500
Heater plate	Electric or Gas	Electric or Gas	Electric, Gas or Steam	Electric, Gas or Steam	Electric, Gas or Steam	Electric, Gas, Steam	Electric, Gas or Steam	Gas or Steam
Throughput according to DIN 11902 (kg/h):								
Residual moisture 25%	96(EL)/70 (G)	115 (E/G)	130(EL,G)/135(S)	145(EL,G)/165(S)	160(EL,G)/190(S)	165 (EL,G,S)	200 (EL,G,S)	235 (G/S)
Electric Requirements: 230V	-	-	-	-	-	-	-	-
400V	•	•	•	•	•	•	•	•
External dimensions H/W/D (mm)	1318/2866/1150	1970/3290/1840	1970/3690/1840	1970/4190/1840	1970/4690/1840	1970/3690/2044	1970/4190/2044	1970/4690/2044

Other Comments

Through feed (option of return feed module for existing machines)
Return feed (new machines, electric model only)

Dishwashers

Miele Professional’s range of commercial dishwashers meet the needs of the most stringent commercial and care environments

Efficient

Extremely short programme cycles capable of completing full freshwater wash cycles in as little as 5 minutes.

Environmentally friendly

Intelligent programmes can be customised to optimise energy and water consumption.

High performance

Miele’s unique freshwater system operates with fresh water in every cleaning cycle achieving high hygienic standards and low energy usage. Hygienic cleanliness is achieved with high rinse temperatures in excess of 80 degrees.

Dependable

All machines are compliant with machinery guidelines and the freshwater dishwashers are WRAS approved for reassurance.

Recommended

Our dishwashers are recommended by Riedel as the perfect machines to wash their delicate glassware.

Key Features

Profiline:

Professional:

Tank:



SPEED



BRILLIANT



HYGIENE



BRILLIANTcompact



UNIVERSAL



UNIVERSALcompact



PERFORMANCE

The ProfiLine dishwashers have short cycle times, high cleaning performance and are easy to use, making them perfect for use in offices, showrooms and even private households with large quantities of crockery

The **PG 8055 SPEED** and **PG 8056 SPEEDPlus** are the fastest commercial dishwashers using the fresh water circulation system and are ideal for hotels, restaurants, clubs and schools. With its shortest wash cycle of just 5 minutes it can wash up to 456 plates an hour.

The **PG 8058 BRILLIANT** produces perfect wash results with a sparkling finish, dispensing with the need to polish glassware and cutlery if supplied from a RO water system. This feature combined with the fresh water circulation system are unique to Miele Professional.

The **PG 8059 HYGIENE** dishwashers with its uncompromising cleaning system provides exceptionally high standards of hygiene making it ideal for hospitals, nursing homes and nursery schools.

Miele Professional Tank system dishwashers have fast cycle times with a maximum theoretical throughput of up to 3234 glasses or 1296 plates per hour, making them perfect for the demands placed on hotels, restaurants, pubs and bars.

PROFILINE

PG 8080
PG 8080 U
PG 8081 i
PG 8082 SCi
PG 8083 SCVi

PROFESSIONAL

PG 8055 - Speed
PG 8056 - Speed Plus

PG 8058 - Brilliant

PG 8059 - Hygiene

TANK

PG 8164 - BrilliantCompact
PG 8165 - UniversalCompact

PG 8166 - Universal
PG 8172 - Performance

DISHWASHERS

ProfiLine Dishwashers



Product Code	PG 8080	PG 8080 U	PG 8081 i	PG 8082 SCi	PG 8083 SCVi	PG 8055	PG 8056	PG 8058	PG 8059
Dimensions: H/W/D (mm)	845/598/600	805/598/570	805/598/570	845/598/570	845/598/570	835/600/600	835/600/600	835/600/600	835/600/600
Net Weight (kg)	62	54	55	56	56	63	63	63	63
Type	Freestanding unit	Built under unit without lid	Integrated unit	Integrated unit	Fully integrated	Freestanding unit	Freestanding unit or built under (PG 8056U)	Freestanding unit	Freestanding unit
Dishwashing system	Freshwater system	Freshwater system	Freshwater system	Freshwater system	Freshwater system	Freshwater system	Freshwater system	Freshwater system	Freshwater system
Shortest programme cycle (mins)	18 (32A model)	18 (32A model)	18	19	19	9	6 at 55°C	6 at 55°C	6 at 85°C
Plate capacity (plates/h)	13	13	13	14	14	200	380	380	380
Dishwashing programmes	9	9	9	9	9	9	11	11	11
Final rinse temperature	75°C	75°C	75°C	75°C	75°C	70°C	70°C	85°C	85°C
Door lock	Auto Open	Auto Open	Auto Open	Auto Open	Auto Open	Easy Open	Easy Open	Auto Open	Auto Open

Professional Dishwashers



DISHWASHERS

Tank Dishwashers



PERFORMANCE

BRILLIANTcompact



UNIVERSALcompact



UNIVERSAL



Product Code	PG 8164	PG 8165	PG 8166	PG 8172
Dimensions: H/W/D (mm)	725(760)/460/617	725(760)/600/617	820(855)/600/617	1515 (1995) /635/750
Type	Freestanding/built under	Freestanding/built under	Freestanding/built under	Freestanding/Throughfeed
Dishwashing system	Tank system	Tank system	Tank system	Tank system
Shortest programme cycle (secs)	45	55	55	50
Capacity /hr	1600 glasses or 600 plates	3234 glasses or 882 plates	1188 plates	1296 plates
Baskets/hr	80	66	66	72
Dishwashing programmes	3 + 4 additional programmes	3 + 4 additional programmes	3 + 4 additional programmes	3 + additional programmes

Miele History & Innovation

Innovation has been at the heart of Miele's success for over 100 years

From the first fully automatic washing machine to the latest energy and water saving technology, we lead the way. When you buy a Miele machine you benefit from innovative, intelligent solutions that deliver reliable results.

Our drive to innovate is independently recognized too - we've won awards for everything from design through to the way we apply technology. When we design a new machine we think about how we can make it better - the details we can change to improve performance, increase efficiency and deliver the best results.

Innovation doesn't end with our products either - we're always looking at ways to improve the service we give to our customers, listening to you and being responsive to ensure that we're delivering the products you need.



C.R. Wood Electrical Ltd Support & Service

CR Wood has a team of highly skilled engineers to support the customer across the South West, providing top-level service. They offer total support in one price that includes delivery, installation and removal of old equipment. They support the customer with the entire purchase journey, including free site survey to understand your requirements before recommending a solution, and after sales support.



High quality means low environmental impact

Sustainable, cost effective performance

Because you don't want to worry about the impact of rising energy prices, we have developed all of our products to lead the market for energy and water efficiency. At the heart of all our product design is sustainable, cost-effective performance that achieves optimum results.

Our machines last longer too, so you will replace them less often, minimising environmental impact and disposal costs. When a product does come to the end of its life, most of it is easily recyclable - so from start to finish we are ensuring maximum sustainability.

Our machines offer many characteristics which significantly contribute to sustainability: low consumption (of energy, water and chemical substances), a high proportion of recyclable materials and environmentally friendly procedures.

In addition, all European company locations are certified to ISO 9001, ISO14001, OHSAS 18001 and SA 8000 standards.

57%

lower CO₂ emissions
since 2000

2,860,000

kWh energy saving per year at
our new office in Gütersloh

2004

Miele has been a member
of the UN Global Compact,
an initiative promoting
sustainability in businesses,
since 2004

Our machines last longer, so you will replace them less often, minimising environmental impact and disposal costs.

Design & Performance

Miele's global reputation for reliability is no accident.

All our products undergo meticulous testing to simulate over ten years of continuous and rigorous use.

At Miele we are renowned for the build quality of our range and we rigorously endurance test all of our products during their development. When we say rigorously we really do mean it, for example our laundry products are tested to run for up to 30,000 hours - that is a lot of clean sheets, towels or mop heads.

Every product we manufacture goes through an end-of-line test too, before passing quality control; we pay attention to the details so that you don't have to.

We are committed to our products, response times, deliveries and installs being correct first time. All of this means machines that deliver outstanding reliability, long product lifecycles and low running costs. An investment in Miele results in long-term cost savings and peace of mind.

Miele Professional. Immer Besser

Miele Quality Pledges



Our **washing machines** are tested to

**30,000
cycles**

that's the equivalent of 8 cycles a day,
7 days a week for over 10 years



The on/off switch on our **washing machines** and **tumble dryers** is tested to operate

**100,000
times**



Our **tumble dryers** are tested to

**40,000
cycles**



All our PM range **ironers** are tested to operate for up to

**20,000
hours**



The fluff flap on our **tumble dryers** is opened and closed

**10,000
times**



The doors on our **dishwashers** are opened and closed

**100,000
times**



The doors on our **washing machines** are opened, closed, locked and unlocked

**60,000
times**



The detergent dispenser flap on our **washing machines** is opened and closed

**30,000
times**



Our **dishwashers** are tested to

**12,000
cycles**



All our **tumble dryers'** central bearing and support rollers operate for more than

**20,000
hours**

Miele



CR Wood Electrical Ltd
2 Biltor Road, Ipplepen, Newton Abbot, Devon, TQ12 5QL

☎ 01803 812 498 ✉ sales@crwood-miele.co.uk

🌐 www.crwood-miele.co.uk 🐦 @CRWOOD4miele 📘 @CRWoodElectrical 📺 c-r-wood-electrical