

Miele

Miele Professional

Laundry & Dishwashing Product Range



Miele

Wherever innovative high-end products with an outstanding cleaning performance and high hygiene requirements are needed, Miele Professional is the first choice.



About Miele Professional

Our guiding principle is the highest quality – Immer Besser our common goal.

We are the only manufacturer to test our products for a service life of up to 30,000 cycles. Whether it's analytically pure laboratory glassware or a daily supply of freshly washed laundry for guests,

our guiding principle has driven us for more than 120 years to develop the best solutions for our customers, so that they in turn can offer their customers the best results.

Quality you can rely on

German engineering means that we go into every detail and make every effort to make even the smallest of improvements. The result is a range of the very highest quality commercial laundry and dishwashing machines, with reliability and performance that our competitors are unable to match.

Miele Professional efficiency

Efficient engineering means the greatest value and long term benefits for our customers: long service life, low consumption of water and energy, quick and reliable work processes and dependable, durable technology.

If you consider the costs over the whole service life, you will see how economically you can run a Miele.

Professional performance

Whatever demands are made on a Miele, the powerful performance and durability never fails to impress.

Tested to last over ten years of daily commercial use, our customers can concentrate on their business, confident that our machines will deliver consistent, top quality results every day.



Experience our product range at one of our locations

Visit us to see the quality, efficiency and performance of our machines for yourself. We have Miele Experience Centres in:

Abingdon

Fairacres
Marcham Road
Abingdon
OX14 1TW

London

15-19 Cavendish Place
Marylebone
London
W1G 0QE

Harrods

87-135 Brompton Road
Knightsbridge
London
SW1X 7XL

Opening in 2021. Edinburgh

243 St James Crescent,
Edinburgh,
Edinburgh City,
EH1 3AD



Book a visit to our fully operational test wash centre in the Abingdon and see the quality, efficiency and performance of our machines in person. You'll get hands-on demonstrations and see the results using your own textiles, crockery or glassware.

Quality and reliability

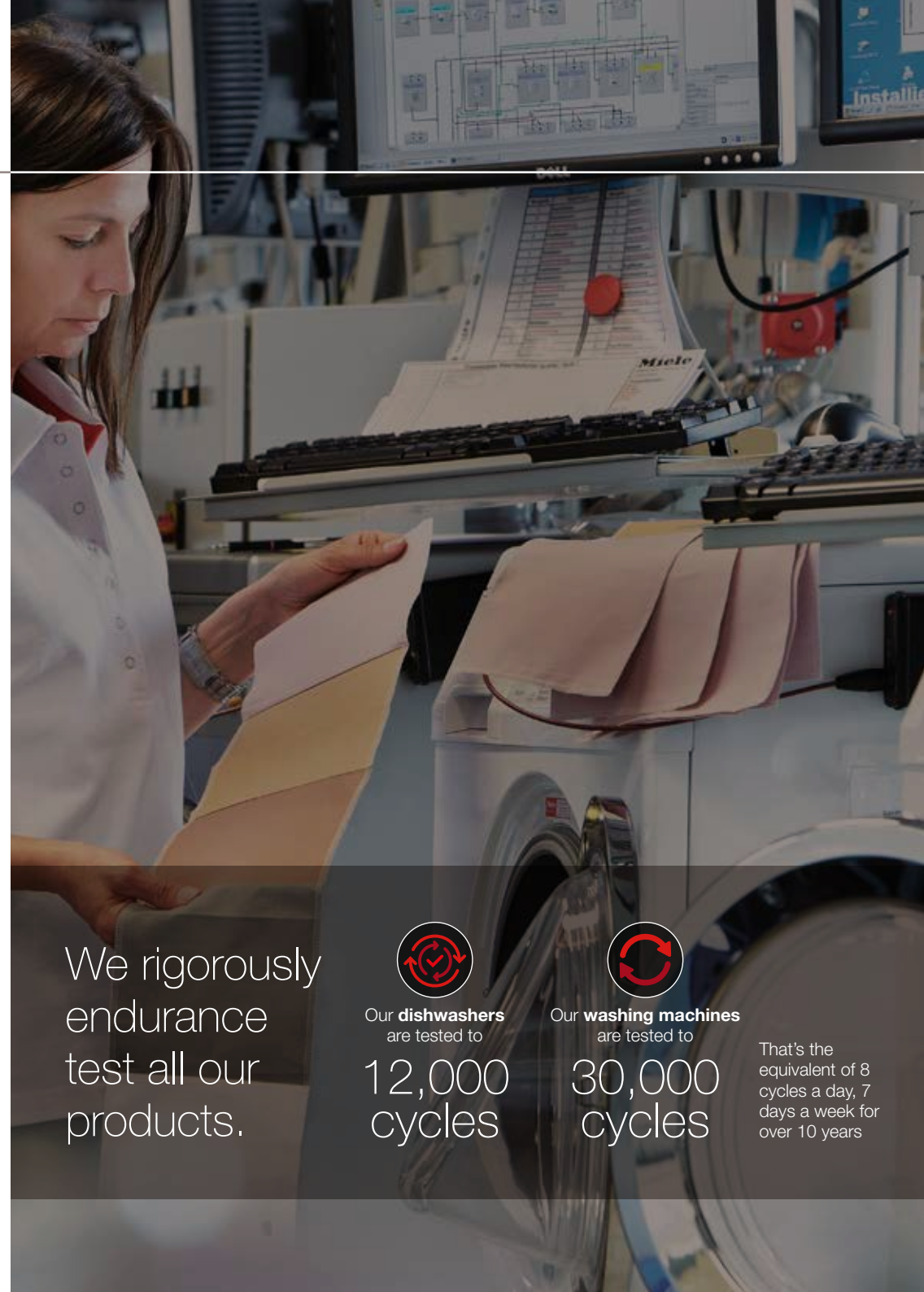
An investment in Miele results in long-term cost savings and peace of mind.

We know that when you are running a business you do not want to have to worry about your washing machine breaking down, or your dishwasher not delivering spotless results - that is why the quality and reliability of our products is so important to us.

At Miele we are renowned for the build quality of our range and we rigorously endurance test all of our products during their development. Our laundry products are tested to run for up to 30,000 cycles and our dishwashers tested for up to 12,000

cycles. Every product we manufacture goes through an end-of-line test too, before passing quality control; we pay attention to the details so that you can concentrate on your business.

We are committed to our products, response times, deliveries and installs being correct first time. All of this means machines that deliver outstanding reliability, long product lifecycles and low running costs. An investment in Miele results in long-term cost savings and peace of mind.



We rigorously
endurance
test all our
products.



Our **dishwashers**
are tested to

12,000
cycles



Our **washing machines**
are tested to

30,000
cycles

That's the
equivalent of 8
cycles a day, 7
days a week for
over 10 years

Simple to use

Whoever is operating your machine, with Miele you will always get the best results, thanks to user interfaces which are set up to be simple to use and to meet your needs completely.

We'll think about the details - wash temperatures, programme times and optimum programme configuration - which means you don't have to. So whether you are washing tablecloths and napkins or heavy soiled crockery, we will make sure that the best programmes are highlighted and staff are fully trained on which programme to choose to deliver the results you need.

When you invest in a new machine we will make sure it is set up so that you can easily access the programmes you will use the most - saving you precious time and ensuring you always get the best results.

When you buy a new machine we will make sure it is set up so that you can easily access the programmes you will use the most



Miele Professional Service

Choose Miele Professional and choose service that is quite simply, second to none.

You will have access to a wide range of services including pre-sales advice, planning, economic feasibility studies, financing options through to after-sales service.

When you are running a busy laundry room or kitchen we know you cannot afford to have machines that are not working. So if things do go wrong we, or one of our Professional Partners, will be with you either the same day or next working day.

If you are planning a new site we realise not every space is the same, so we offer free design consultancy with site visits to advise you on the products you need and tailored plans to help make the most of the space you have. All of our products are dispatched from the UK, so we can ensure quick delivery of models in stock - getting you the products you need, when you need them.



Product range contents

08-13

Washers

LITTLE GIANTS 10

PWM 507
PWM 507 Hygiene
PWM 906
PWM 907
PMW 908
PWM 506 Mopstar
PWM 508 Mopstar

OCTOPLUS 11

PW 6080 Vario XL
PWT 6089 Vario XL
PT 7189 XL (Dryer)
PW 5105 Vario

BENCHMARK 11-20 KG 12

PW 811
PW 413
PW 413 Mopstar 130
PW 814
PW 418
PW 818

BENCHMARK 24-32 KG 13

PW 6241
PW 6321

BARRIER WASHERS 13

PW 6163
PW 6243
PW 6323

14-20

Tumble Dryers

LITTLE GIANTS 16

PDR 507 HP
PDR 507
PDR 908 HP
PDR 908

9-10 KG 17

PT 7186 Vario XL
PT 8203 WP

10-13 KG 17

PT 8253
PT 8257
PT 8257 WP

12-15 KG 17

PT 8301
PT 8303

13-16 KG 18

PT 8333
PT 8337
PT 8337 WP

16-20 KG 18

PT 8403
PT 8407

20-25 KG 19

PT 8503
PT 8507

32-40 KG 19

PT 8803
PT 8807

PROCARE TEX 20

22-27

Ironers

ROTARY 24

HM 16-80
HM 16-83

IRONING TABLES 24

PIB 100

FLATWORK 25

PM 1210
PM 1214
PM 1217

26

PRI 318
PRI 418
PRI 421

27

M 500
D 500
D 600
D 800

28-34

Dishwashers

PROFILINE 30

PG 8130
PG 8130 U
PG 8130 i
PG 8132 SCi XXL
PG 8133 SCVi XXL

PROFESSIONAL 31

PG 8055 - Speed
PG 8056 - Speed Plus
PG 8058 - Brilliant
PG 8059 - Hygiene

TANK 32

PTD 701 - BrilliantCompact
PTD 702 - UniversalCompact
PTD 703 - Universal
PG 8172 - Performance

PROCARE SHINE 33

Marine & Offshore

We offer a full range of Marine and offshore models of washers, dryers, ironers and dishwashers. Please contact us for more information if you'd like to know more about these models.



Washers

Miele Professional's laundry technology guarantees hygienically clean laundry.

Patented Honeycomb Drum

Ensures the gentle care of fabrics combined with first-class cleaning and drying performance.

Award winning Environmental Technology

Miele Professional washing machines are designed with the environment in mind. Low consumption values means valuable water, energy and detergent savings, in fact the new generation of Little Giants require 22% less water and 28% less energy. Adding to their sustainable credentials, 95% of the new Little Giants can be recycled at end of life.

Highest G-Force

A G-Force of up to 704 occurs during extraction in our Little Giants, reducing drying times, energy costs and extending the life of the garment.

WRAS Approved

Our washing machines are compliant with machinery guidelines and certain models, or the parts within, are WRAS approved to Category 5.

Barrier Washers

Miele Professional barrier machines offer optimum physical separation between unclean and clean sides in care homes and hospitals, preventing re-contamination of laundry.

Large range of capacities catering for a wide market



6kg - 32kg drum volumes for washers



Specially designed machines for washing mops and cloths



Barrier machines for care homes and hospitals



Marine and offshore models of washers, dryers, ironers and dishwashers

Control Panels

The variety of Miele interface controls for our products are all designed to be easy to use and ensure maximum efficiency during the cleaning cycle.



LITTLE GIANTS

PWM 507
 PWM 507 Hygiene
 PWM 906
 PWM 907
 PMW 908
 PWM 506 Mopstar
 PWM 508 Mopstar

OCTOPLUS

PW 6080 Vario XL
 PWT 6089 Vario XL
 PT 7189 XL (Dryer)
 PW 5105 Vario

BENCHMARK

PW 811
 PW 413
 PW 413 Mopstar 130
 PW 814
 PW 418
 PW 818

PW 6241
 PW 6321

BARRIER WASHERS

PW 6163
 PW 6243
 PW 6323

M-Select:**Convenient and approved control, adapted for the future.**

Rotary dial for direct selection of washing/drying programmes accompanied by a crystal clear touch display to access additional functions and settings. Direct access to language selection via flag icon. Display can be accessed by user while wearing latex gloves.

M Touch Flex:**Next level comfort and convenience.**

Easy to use full colour and touch display. Conveniently select washing/drying programmes and machine functions with a fingertip via the clear text touch display. Programme colour coding for even easier selection of programmes. Swipe function for faster scrolling. Display can be accessed by user while wearing latex gloves.

Profitronic L Vario:

Electronic controls with multi-function selector and user navigation screen. Programme delay and time left display to enable the user to manage their time efficiently. Wide range of standard programmes as well as a number of special programmes such as table linen, pillows and outerwear and reproofing. Additional feature of four short cut keys for most popular programmes on the Plus version.

Profitronic M:

Electronic controls with multi-function selector and user navigation screen. 199 programme slots. Programme selection via rotary selector or 6 short cut buttons. Freely programmable programme parameters. Clear text display with user navigation.

Profitronic D:

Profitronic D controls provide programmes catering for the entire spectrum of laundry care requirements. A text display and 6 direct-access buttons facilitate ease of use and fast programme selection. The most frequently used programmes are assigned to buttons 1–6 and are accessible at the touch of a single button. Further programmes are accessed by pressing and holding button 6. Important parameters such as temperature and spin speed can be selected manually before the start of each programme. Similarly, current load sizes can be entered to reduce water, energy and detergent consumption accordingly.

WASHERS

Little Giants 6-8 KG



NEW FOR 2021



NEW FOR 2021



Product Code	PWM 506 MopStar	PWM 507	PWM 507 Hygiene	PWM 508 MopStar	PWM 906
Capacity (kg)	6	7	7	8	6
Dimensions: H/W/D (mm)	850/596/714	850/596/714	850/596/714	850/596/714	850/596/714
Net Weight (kg)	99	98	101	101	99
Heating	Electric	Electric	Electric	Electric	Electric
Controls	M Select	M Select	M Select	M Select	M Touch Flex
Spin Speed (rpm)	1400	1600	1600	1400	1600
G Factor	535	704	704	535	704
Residual Moisture (%)	52	48	48	52	48
Drainage	Dump Valve	Drain Pump	Dump Valve	Dump Valve	Drain Pump
Electric Requirements: 230V	•	•	Available in 2021	•	•
400V	•	-	•	•	Available in 2021
Other Comments	Available in white Stackable Special programs for reprocessing of mops and cloths	Energy Rating: A+++ Available in white or with stainless steel front Stackable	Available in white Stackable	Available in white Stackable Special programs for reprocessing of mops and cloths	Available in white Stackable

Octoplus 9-10 KG



PWM 907	PWM 908	PW 6080 Vario XL	PWT 6089 Vario XL		PW 5105 Vario
7	8	9	Washer - PWT 6089 XL	Dryer - PT 7189 XL	10
850/596/714	850/596/714	1020/700/727	9	9	1020/700/827
101	103	140	1920/692/763	1920/692/763	148
Electric	Electric	Electric	240	180	Electric
M Touch Flex	M Touch Flex	Profitronic L Vario	Electric	Electric	Profitronic L Vario
1600	1600	1300	Profitronic L Vario	Profitronic L Vario	1100
704	704	520	1300	-	370
48	48	49	520	-	54
Drain Pump or Dump Valve	Drain Pump or Dump Valve	Drain Pump or Dump Valve	49	-	Drain Pump or Dump Valve
•	•	•	Drain Pump	-	•
•	•	•	•	•	•
•	•	•	•	•	•
Stackable Available in white or with stainless steel front	Stackable Available in white or with stainless steel front	Communication module slot	Communication module slot	Communication module slot	Communication module slot

WASHERS

Benchmark 11-32 KG



Product Code	PW 811	PW 413	PW 413 Mopstar 130	PW 814	PW 418	PW 818
Capacity (kg)	11-12	13-14	13-14	14-16	18-20	18-20
Dimensions: H/W/D (mm)	1352/799/940 (827*)	1352/799/1010 (897*)	1352/799/1010 (897*)	1452/924/850 (757*)	1452/924/950 (857*)	1452/924/950 (857*)
Net Weight (kg)	257	266	266	324	379	379
Heating	Electric or steam	Electric	Electric	Electric or steam	Electric	Electric or steam
Controls	Profitronic M	Profitronic D	Profitronic D Mop	Profitronic M	Profitronic D	Profitronic M
Spin Speed (rpm)	1150	1025	1025	1075	950	1075
G Factor	460	360	360	460	360	460
Residual Moisture (%)	45	50	>25	45	50	45
Drainage	Dump Valve	Dump Valve	Dump Valve	Dump Valve	Dump Valve	Dump Valve
Electric Requirements: 230V	-	-	-	-	-	-
400V	•	•	•	•	•	•
Other Comments	Communication module slot Data shown is for the electric versions * Depth by removing panels and protruding parts	Communication module slot * Depth by removing panels and protruding parts	Communication module slot Special programmes for mop head washing * Depth by removing panels and protruding parts	Communication module slot Data shown is for the electric versions * Depth by removing panels and protruding parts	Communication module slot * Depth by removing panels and protruding parts	Communication module slot Data shown is for the electric versions * Depth by removing panels and protruding parts



16-32 KG Barrier Washers



PW 6241	PW 6321	PW 6163	PW 6243	PW 6323
24	32	16	24	32
1640/1085/1265	1640/1085/1272	1718/1153/1070	1718/1384/1070	1718/1605/1070
640	648	630	820	860
Electric, Gas or Steam	Electric, Gas or Steam	Electric, Steam or Dual	Electric, Steam or Dual	Electric, Steam or Dual
Profitronic M	Profitronic M	Profitronic M	Profitronic M	Profitronic M
1100	1000	1025	975	975
542	448	400	360	360
46	50	48	50	47
Dump Valve	Dump Valve	Dump Valve	Dump Valve	Dump Valve
-	-	-	-	-
•	•	•	•	•

Data shown is for the electric versions

Data shown is for the electric versions

Tumble Dryers

Miele Professional's laundry technology guarantees hygienically clean laundry.

Patented Honeycomb Drum

Ensures the gentle care of fabrics combined with first-class cleaning and drying performance.

Residual Moisture Control Dryers

Accurate sensors that measure moisture in the garments to reduce drying times and lower energy costs.

Award winning Environmental Technology

New and innovative Heat Pump dryers and H₂O dryers reduce energy costs by over 50%.

Highest G-Force

The exceptional product quality of Miele washing machines enables spinning with a G-Force of up to 704. This reduces the residual moisture of the garments to a minimum, thereby saving valuable energy in the subsequent drying process.

Large range of capacities catering for a wide market

A capacity range of 7kg to 40kg drum volumes for our dryers meets the needs of businesses large and small.

H₂O Dryers

The H₂O dryer can be put to use wherever water is heated. This can take the form of an on-site cogeneration plant, district heating, bio-mass, or alternative sources of energy where hot water is a by-product.

Control Panels

The variety of Miele interface controls for our products are all designed to be easy to use and ensure maximum efficiency during the cleaning cycle.



LITTLE GIANTS

PDR 507 HP
PDR 507
PDR 908 HP
PDR 908

9-10 KG

PT 7186 Vario XL
PT 8203 WP

10-13 KG

PT 8253
PT 8257
PT 8257 WP

12-15 KG

PT 8301
PT 8303

13-16 KG

PT 8333
PT 8337
PT 8337 WP

16-20 KG

PT 8403
PT 8407

20-25 KG

PT 8503
PT 8507

32-40 KG

PT 8803
PT 8807

M-Select:**Convenient and approved control, adapted for the future.**

Rotary dial for direct selection of washing/drying programmes accompanied by a crystal clear touch display to access additional functions and settings. Direct access to language selection via flag icon. Display can be accessed by user while wearing latex gloves.

M Touch Flex:**Next level comfort and convenience.**

Easy to use full colour and touch display. Conveniently select washing/drying programmes and machine functions with a fingertip via the clear text touch display. Programme colour coding for even easier selection of programmes. Swipe function for faster scrolling. Display can be accessed by user while wearing latex gloves.

Profitronic B Plus:

Electronic controls with rotary selector. Residual display showing selected drying time/time remaining and residual moisture level. Programme sequence indicators show heat up, cool down, anti-crease. Adjustable programme parameters such as reversing times and residual moisture level.

Profitronic L Vario:

Electronic controls with multi-function selector and user navigation screen. Programme delay and time left display to enable the user to manage their time efficiently. Wide range of standard programmes as well as a number of special programmes such as table linen, pillows and outerwear and reproofing. Additional feature of four short cut keys for most popular programmes on the Plus version.

Profitronic M:

Electronic controls with multi-function selector and user navigation screen. 199 programme slots. Programme selection via rotary selector or 6 short cut buttons. Freely programmable programme parameters. Clear text display with user navigation.

TUMBLE DRYERS

Little Giants 7-8 KG



Product Code	PDR 507 HP	PDR 507	PDR 908 HP	PDR 908
Capacity (kg)	7	7	8	8
Dimensions: H/W/D (mm)	850/596/777	850/596/717	850/605/777	850/605/717
Net Weight (kg)	68.5	49	72	52
Heating	Electric	Electric	Electric	Electric
Controls	M Select	M Select	M Touch Flex	M Touch Flex
Electric Requirements: 230V	•	•	•	•
400V	-	-	-	•
Other Comments	Energy Rating: A++ Available in white Stackable Heat Pump model	Energy Rating: C Available in white Stackable Vented model	Available in white or stainless steel Stackable Heat Pump model	Available in white or stainless steel Stackable Vented model

8-10 KG



10-13 KG



12-15 KG



PT 7186 Vario XL	PT 8203 WP	PT 8253	PT 8257*	PT 8257 WP	PT 8301	PT 8303
9	8-10*	10-13	10-13	10-13*	12-15	12-15
1020/700/763	1800/711/1075	1400/906/852	1400/906/852	1400/906/1218	1800/711/1089	1800/711/1089
77	202	149	149	148	139(EL) /145(G)	139(EL) /145(G)
Electric, Gas	Electric	Electric or Gas	Electric or Gas	Electric	Electric or Gas	Electric or Gas
Profitronic L Vario	Profitronic B Plus	Profitronic B Plus	Profitronic M	Profitronic M	Profitronic B	Profitronic B Plus
•	-	• (Gas)	• (Gas)	-	-	-
•	•	• (Electric)	• (Electric)	•	•	•

Vented model
Available in blue or
stainless steel

Heat Pump
integrated

* 1:25 - 1:20kg

Communication
module slot
Blue
Vented

Communication
module slot
Blue (Gas only)/
Stainless Steel
Vented

*Image shown

Heat-Pump unit dimensions
(H/W/D):1370/906/433

* 1:25 - 1:20kg

Vented model
COP models available

Vented model

TUMBLE DRYERS

13-16 KG



16-20 KG



Product Code	PT 8333	PT 8337*	PT 8337 WP	PT 8403	PT 8407*
Capacity (kg)	13-16	13-16	13-16*	16-20	16-20
Dimensions: H/W/D (mm)	1400/906/1035	1400/906/1035	1400/906/1401	1400/906/1164	1400/906/1164
Net Weight (kg)	166 (EL), 169 (G, HW)	166 (EL), 169 (G, HW)	164	192 (EL), 190 (G), 217 (S, HW)	192 (EL), 190 (G), 217 (S, HW)
Heating	Electric, Gas or HW	Electric, Gas or HW	Electric	Electric, Gas, Steam or HW	Electric, Gas, Steam or HW
Controls	Profitronic B Plus	Profitronic M	Profitronic M	Profitronic B Plus	Profitronic M
Electric Requirements: 230V	• (Gas)	• (Gas)	-	-	-
400V	• (Electric)	• (Electric)	•	•	•
Other Comments	Communication module slot Vented with AirRecycling system HW (Hot Water) version for H ₂ O model	Communication module slot Vented with AirRecycling system HW (Hot Water) version for H ₂ O model *Image shown	Heat-Pump unit dimensions (H/W/D):1370/906/433 * 1:25 - 1:20kg	Communication module slot Vented with AirRecycling system HW (Hot Water) version for H ₂ O model	Communication module slot Vented with AirRecycling system HW (Hot Water) version for H ₂ O model *Image shown

20-25 KG



32-40 KG

**PT 8503**

20-25
1640/1206/1018
239 (EL), 240 (G), 265 (S, HW)
Electric, Gas, Steam or HW
Profitronic B Plus

-
•

HW (Hot Water) version for H₂O model

PT 8507

20-25
1640/1206/1018
239 (EL), 240 (G), 265 (S, HW)
Electric, Gas, Steam or HW
Profitronic M

-
•

Communication
module slot
HW (Hot Water) version for H₂O model

PT 8803

32-40
1640/1206/1384
286 (EL), 287(G), 318 (S, HW)
Electric, Gas, Steam or HW
Profitronic B Plus

-
•

Communication
module slot
HW (Hot Water) version for H₂O model

PT 8807*

32-40
1640/1206/1384
287 (EL,G), 318 (S, HW)
Electric, Gas, Steam or HW
Profitronic M

-
•

Communication
module slot
HW (Hot Water) version for H₂O model

*Image shown

LAUNDRY DETERGENTS

ProCare Tex



Product Code

ProCare Tex 11
10kg & 20kg
ProCare Tex 10
5L, 10L & 20L
ProCare Tex 10 MA
5l, 10l & 20l
ProCare Tex 20 OB
5l, 10l & 20l
ProCare Tex 70 S
5l, 10l & 20l

Description

Multi-Purpose Detergent

Sole Detergent

Sole Detergent

Bleaching Agent

Fabric Softener

Type

Powder

Liquid Concentrate

Liquid Concentrate

Liquid Concentrate

Liquid Concentrate

Range in kg of laundry

10kg: 830
20kg: 1660

5l: 780
10l: 15630
20l: 3120

5l: 660
10l: 1320
20l: 2640

5l: 1250
10l: 2500
20l: 5000

5l: 1250
10l: 2500
20l: 5000

ProCare Tex

The complete solution for commercial laundries.

ProCare Tex detergents have been specifically designed by experts to work in harmony with Miele Professional laundry machines. The range offers high-quality and economic detergents that care for a wide range of textiles.

The range is kind to the environment too, being free from phosphates and microplastics. When ProCare Tex is used alongside our high-performance machines, you can be assured that you are receiving the best quality for your commercial laundry.



Commercial Ironers

Smooth, crease-free finish

Optimum laundry finish

Miele rotary ironers are just the machines for a perfect finish on workwear and table linen: simple, fast and economical. In hotels and restaurants, perfectly laundered textiles help keep up appearances. Alongside guaranteeing a perfect finish, rotary ironers are above all simple and safe to use. Roller speed is infinitely selected using a rotary selector. Roller rotation can be stopped at any time by pressing the footswitch. The ARAMID cloth and the aluminium trough ensure efficient results.

The patented automatic finger guard stops the roller in its tracks and retracts the heater plate in the event that anything enters the gap between the roller and the trough. During power failures, the heater plate can be released easily to remove trapped items.

High Performance

Our high-performance flatwork ironers are able to process more than 200 kg of laundry per hour, equating to more than a tonne of laundry per day. These large ironers can be controlled and monitored from their central display, making them safe and easy to use. Contact pressure, temperatures and roller speeds are all selectable and can be saved with password protected user levels. The display also shows cleaning and waxing reminders when due.

Model designations PM 16 and PM 18 are available with electric, gas and steam heating and the touch display shows all the machine parameters at a single glance, allowing the ironer to adapt fast to everyday working conditions.



Key Features

Rotary Ironers

Miele offers a range of rotary ironers for small laundry operations tailored to the quantity of laundry being processed and to the customer's need. The compact ironers can be placed against a wall to save space.

Flatwork Ironers

Large volumes of laundry produced by hotels, hospitals and care homes can be conveniently and easily processed by a Miele flatwork ironer.

ROTARY

HM 16-80
HM 16-83

IRONING TABLE

PIB 100

FLATWORK

PM 1210	PRI 318	M 500
PM 1214	PRI 418	D 500
PM 1217	PRI 421	D 600
		D 800

IRONERS

Rotary Ironers

Ironing Tables



Product Code	HM 16-80	HM 16-83	Product Code	PIB 100
Roller diameter (mm)	160	160	Active ironing board	Fan which can be reversed to blow or draw air
Roller width (mm)	830	830	Large removable water tank	3 hours of ironing without refill
Heater plate	Electric	Electric	High-quality commercial grade ironing cloth	Heat-proof, colour-fast, high steam permeability, certified according to Öko-Tex-Standard 100
Throughput according to DIN 11902 (kg/h):			DLC coating on boiler	Descaling cycle 80l = approx. 1 month without descaling
Residual moisture 15%			Electric Requirements: 230V	•
Residual moisture 20%	13	15		
Residual moisture 25%				
Electric Requirements: 230V	•	•		
400V	-	-		
External dimensions H/W/D (mm)	959/985/380	960/1050/380		
Other Comments	Folding frame Steam Facility Return Feed	Return Feed	Other Comments	Simple set-up and storage with 1-2 lift system




Flatwork Ironers



Product Code	PM 1210	PM 1214	PM 1217
Roller diameter (mm)	210	210	250
Roller width (mm)	1000	1400	1660
Heater plate	Electric	Electric	Electric
Throughput according to DIN 11902 (kg/h):			
Residual moisture 15%	30		
Residual moisture 20%			
Residual moisture 25%		33	60
Electric Requirements: 230V	•	-	-
400V	•	•	•
External dimensions H/W/D (mm)	1032/1579/476	1032/1979/650	1110/2238/650
Other Comments	Return Feed	Return Feed	Return Feed and Through Feed

IRONERS

Flatwork Ironers



Product Code	PRI 318	PRI 418	PRI 421
Roller diameter (mm)	300	365	365
Roller width (mm)	1750	1750	2040
Heater plate	Electric or Gas	Electric or Gas	Electric or Gas
Throughput according to DIN 11902 (kg/h):			
Residual moisture 15%			
Residual moisture 20%			
Residual moisture 25%	80 (EL) / 54 (G)	95 (EL) / 70 (G)	101 (EL) / 70 (G)
Electric Requirements: 230V	-	-	-
400V	•	•	•
External dimensions H/W/D (mm)	1110/2469/1377	1110/2469/1441	1110/2759/1441
Other Comments	Through feed (option of return feed module for existing machines) Return feed (new machines, electric model only)	Through feed (option of return feed module for existing machines) Return feed (new machines, electric model only)	Through feed (option of return feed module for existing machines) Return feed (new machines, electric model only)



Product Code	M 500	D 500	D 600	D 800
Roller diameter (mm)	500	500	600	800
Roller width (mm)	1750 / 2000 / 2200 / 2500 / 3000 / 3300	1750 / 2000 / 2200 / 2500 / 3000 / 3300	1750 / 2000 / 2200 / 2500 / 3000 / 3300	1300 / 1750 / 2000 / 2200 / 2500 / 3000 / 3300
Heater plate	Electric, Gas or Steam	Electric, Gas or Steam	Electric, Gas or Steam	Electric, Gas or Steam
Throughput according to DIN 11902 (kg/h):				
Electric & Gas: 50% RM	65-125	65-125	100-175	112-250
Steam: 50% RM	58-112	58-112	90-157	102-225
Electric Requirements: 400V	•	•	•	•
External dimensions H/W/D (mm)	1265 / 2590-4140 / 1130	1200 / 2600-4150 / 1725	1395 / 2830-4380 / 1900	1615 / 2565-4460 / 2115
Other Comments	Through feed	Through feed	Through feed	Through feed

Dishwashers

Miele Professional's range of commercial dishwashers meet the needs of the most stringent commercial and care environments

Efficient

Extremely short programme cycles capable of completing full freshwater wash cycles in as little as 5 minutes.

Environmentally friendly

Intelligent programmes can be customised to optimise energy and water consumption.

High performance

Miele's unique freshwater system operates with fresh water in every cleaning cycle achieving high hygienic standards and low energy usage. Hygienic cleanliness is achieved with high rinse temperatures in excess of 80 degrees.

Dependable

All machines are compliant with machinery guidelines and the freshwater dishwashers are WRAS approved for reassurance.

Recommended

Our dishwashers are recommended by Riedel as the perfect machines to wash their delicate glassware.

The perfect partner

ProCare Shine is our very own range of cleaning agents and rinse aids, the perfect partner for your dishwasher.



Key Features

Profiline:

The ProfiLine dishwashers have short cycle times, high cleaning performance and are easy to use, making them perfect for use in offices, showrooms and even private households with large quantities of crockery

Professional:



The **PG 8055 SPEED** and **PG 8056 SPEEDPlus** are the fastest commercial dishwashers using the fresh water circulation system and are ideal for hotels, restaurants, clubs and schools. With its shortest wash cycle of just 5 minutes it can wash up to 456 plates an hour.



The **PG 8058 BRILLIANT** produces perfect wash results with a sparkling finish, dispensing with the need to polish glassware and cutlery if supplied from a RO water system. This feature combined with the fresh water circulation system are unique to Miele Professional.



The **PG 8059 HYGIENE** dishwasher with its uncompromising cleaning system provides exceptionally high standards of hygiene making it ideal for hospitals, nursing homes and nursery schools.

Tank:



BRILLIANTcompact



UNIVERSAL



UNIVERSALcompact



PERFORMANCE

Miele Professional Tank system dishwashers have fast cycle times with a maximum theoretical throughput of up to 3234 glasses or 1296 plates per hour, making them perfect for the demands placed on hotels, restaurants, pubs and bars.

PROFILINE

PG 8130
PG 8130 U
PG 8130 i
PG 8132 SCi XXL
PG 8133 SCVi XXL

PROFESSIONAL

PG 8055 - Speed
PG 8056 - Speed Plus

PG 8058 - Brilliant

PG 8059 - Hygiene

TANK

PTD 701 - BrilliantCompact
PTD 702 - UniversalCompact

PTD 703 - Universal
PG 8172 - Performance

DISHWASHERS

ProfiLine Dishwashers

A++



Product Code	PG 8130	PG 8130 U	PG 8130i	PG 8132 SCi XXL	PG 8133 SCVi XXL
Dimensions: H/W/D (mm)	845/598/600	805/598/570	805/598/570	845/598/570	845/598/570
Net Weight (kg)	62	54	55	56	56
Type	Freestanding unit	Built under dishwasher (without laminate lid)	Integrated dishwasher	Integrated dishwasher	Fully integrated
Dishwashing system	Freshwater system	Freshwater system	Freshwater system	Freshwater system	Freshwater system
Shortest programme cycle (mins from*)	17	17	17	17	17
Plate capacity (plates/h)	13	13	13	14	14
Dishwashing programmes	8	8	8	8	8
Final rinse temperature	82°C	82°C	82°C	82°C	82°C
Door lock	Auto Open	Auto Open	Auto Open	Auto Open	Auto Open

*Integrated models
require door fascia

*Integrated models
require door fascia

*Cycle times will vary dependant
on water and electrical supplies

Professional Dishwashers



PG 8055	PG 8056	PG 8058	PG 8059
835/600/600	835/600/600	835/600/600	835/600/600
63	63	63	63
Freestanding unit	Freestanding unit or built under (PG 8056U)	Freestanding unit	Freestanding unit
Freshwater system	Freshwater system	Freshwater system	Freshwater system
9	6 at 55°C	6 at 55°C	6 at 85°C
200	380	380	380
9	11	11	11
70°C	70°C	85°C	85°C
Easy Open	Easy Open	Auto Open	Auto Open

* Supplied without baskets

DISHWASHERS

Tank Dishwashers



Product Code	PTD 701	PTD 702	PTD 703	PG 8172
Dimensions: H/W/D (mm)	725(760)/460/617	725(760)/600/617	820(855)/600/617	1515(1995)/635/750
Type	Freestanding/built under	Freestanding/built under	Freestanding/built under	Freestanding/Throughfeed
Dishwashing system	Tank system	Tank system	Tank system	Tank system
Shortest programme cycle (secs)	47	55	55	50
Capacity /hr	1600 glasses or 600 plates	3234 glasses or 882 plates	1188 plates	1296 plates
Baskets/hr	77	66	66	72
Dishwashing programmes	3 + 4 additional programmes	3 + 4 additional programmes	3 + 4 additional programmes	3 + additional programmes

DISHWASHERS DETERGENT

ProCare Shine



Product Code	ProCare Shine 10MA 5L / 10L	ProCare Shine 11OB 2kg / 6kg	ProCare Shine 12GC 1.28kg	ProCare Shine 12 1.5kg	ProCare Shine 40 1L / 5L / 10L	ProCare Universal 6kg
Description	Mildly Alkaline	Oxygen Bleach	Gentle Care		Rinse Aid	Salt
Type	Liquid Concentrate	Powder	80 Tablets	100 Tablets	Liquid Concentrate	
ProfiLine & Freshwater	•	•	• (for programmes over 10 mins)	• (for programmes over 10 mins)	•	•
Undercounter & Throughfeed Tank					• (5l & 10l only)	•
Days of Use						
ProfiLine (3 cycles/day)	5L : 105 days / 10L : 211 days	2kg : 33 days / 6kg : 100 days	26 days	33 days	1L : 131 days / 5L : 655 days / 10L : 1310 days	
Freshwater (10 cycles/day)	5L : 23 days / 10L : 45 days	2kg : 10 days / 6kg : 30 days	8 days	10 days	1L : 44 days / 5L : 219 days / 10L : 438 days	
Undercounter Tank (40 cycles/day)	5L: 15 days / 10L: 30 days				5L : 173 days 10L : 347 days	
Throughfeed Tank (100 cycles/day)	5L : 5 days / 10L : 10 days				5L : 69 days 10L : 139 days	

ProCare Shine

Give your dishwasher what it deserves with ProCare Shine


The new cleaning agents and rinse aids from Miele Professional are perfectly suited to high-quality dishwashers. An innovative system that has been carefully formulated to provide economical efficiency and hygienically clean sparkling results, every time. The perfect partner to your Miele dishwasher.



Awarded the EU
Eco Label



Perfect dispensing
and easy to use




Tough on dirt,
kind to material



appWash

appWash, an innovative service from Miele Operations & Payment Solutions GmbH, connects your entire laundry room with a digital all-in-one platform. In an apartment block, student residence or elsewhere; appWash ensures optimal operation for your laundry room. This means less work and maximum transparency for you.



appWash pay

Do you already have an existing laundry room in your apartment block or student residence or would you like to set up a new one? No problem: we can easily equip existing or new machines with our appWash-Pay-System.

1. We set up your online portal linking your washing machines and dryers via the appWash app
2. Customers can immediately use your service on a mobile and cashless basis via service providers, such as PayPal
3. We send you a statement for your business at the end of each month



appWash relax

With appWash Relax, you can be sure to concentrate purely on your core business: appWash takes over full responsibility for your laundry room and manages its operation.

1. We install our own commercial machines including the appWash system
2. appWash takes over customary market pricing and direct billing with the users.
3. We are the central point of contact and act as a representative for all processes in your laundry room.



Miele History & Innovation

Innovation has been at the heart of Miele's success for over 120 years

From the first fully automatic washing machine to the latest energy and water saving technology, we lead the way. When you buy a Miele machine you benefit from innovative, intelligent solutions that deliver reliable results.

Our drive to innovate is independently recognized too - we've won awards for everything from design through to the way we apply technology. When we design a new machine we think about how we can make it better - the details we can change to improve performance, increase efficiency and deliver the best results.

Innovation doesn't end with our products either - we're always looking at ways to improve the service we give to our customers, listening to you and being responsive to ensure that we're delivering the products and services you need.



High quality means low environmental impact

Sustainable, cost effective performance

Because you don't want to worry about the impact of rising energy prices, we have developed all of our products to lead the market for energy and water efficiency. At the heart of all our product design is sustainable, cost-effective performance that achieves optimum results.

Our machines last longer too, so you will replace them less often, minimising environmental impact and disposal costs. When a product does come to the end of its life, most of it is easily recyclable - so from start to finish we are ensuring maximum sustainability.

Our machines offer many characteristics which significantly contribute to sustainability: low consumption (of energy, water and chemical substances), a high proportion of recyclable materials and secondary raw materials and environmentally friendly procedures.

In addition, all European company locations are certified to ISO 9001, ISO14001, OHSAS 18001 and SA 8000 standards.

57%

lower CO₂ emissions
since 2000

2,860,000

kWh energy saving per year at
our new office in Gütersloh

2004

Miele has been a member
of the UN Global Compact,
an initiative promoting
sustainability in businesses,
since 2004

Our machines last longer, so you will replace them less often, minimising environmental impact and disposal costs.

Sustainable thinking since 1899

Miele is focused on solving the challenge of micro plastics by **participating in the TextileMission initiative**



Miele GB has achieved **Zero Waste to Landfill** certification

Built to last

Tested for the equivalent of 20 years use

Built to recycle

High metal content making appliances virtually 100% recyclable




Miele GB has **stopped using takeaway boxes** in its restaurant and **stopped using plastic water bottles** in meetings

Miele is voluntarily pledging to the uptake of **5,000 -7,500 tonnes of recycled plastics by 2025**



Miele GB has a **wild flower meadow complete with bee hives** as a demonstration of the company's commitment to environmental protection

The **SingleWash programme** introduced by Miele uses **60% less energy** and **51% less water**



Miele GB has switched to **solar panels** on three of its buildings

During a 2 year period **99% of all Miele washing machines fell into the A+++category** for energy consumption



Miele Quality Pledges

Miele's global reputation for reliability is no accident.

All our products undergo meticulous testing to simulate over ten years of continuous and rigorous use.



Our **washing machines** are tested to

30,000
cycles

that's the equivalent of 8 cycles a day,
7 days a week for over 10 years



The on/off switch on our **washing machines** and **tumble dryers** is tested to operate

100,000
times



Our **tumble dryers** are tested to

40,000
cycles



All our **ironers** are tested to operate for up to

20,000
hours



The fluff flap on our **tumble dryers** is opened and closed

10,000
times



The doors on our **dishwashers** are opened and closed

100,000
times



The doors on our **washing machines** are opened, closed, locked and unlocked

60,000
times



The detergent dispenser flap on our **washing machines** is opened and closed

30,000
times



Our **dishwashers** are tested to

12,000
cycles



All our **tumble dryers'** central bearing and support rollers operate for more than

20,000
hours

Miele

Miele GB
Fairacres, Marcham Road, Abingdon, OX14 1TW

☎ 0330 8387428 ✉ professional.info@miele.co.uk

🌐 www.miele.co.uk/professional 🐦 @MieleProf 🌐 [mieleprofessional](https://www.linkedin.com/company/mieleprofessional)