

W1

THE NEW STANDARD IN CLEAN

FOR PERFECT WASH RESULTS



PERFECT WASH RESULTS

for all your laundry

The Miele brand has been synonymous with quality, durability and innovation for more than 112 years. In keeping with our company philosophy of "Immer besser" (Forever better), we attach great importance to developing laundry care appliances that make your everyday household chores easier.

The new laundry care appliances from Miele not only meet this challenge, they exceed expectations. This is thanks to our engineers who have, once again, set new standards for cleaning performance with their innovative ideas. The latest appliances from Miele leave nothing to be desired in terms of user convenience and unique design. And, as you would expect, there is a matching tumble dryer for every Miele washing machine.

Experience Miele's perfect results for yourself.



Miele W0
PowerWash & TwinDos
XL

Miele
Information
OK
Start/Stop
Temperature
Spin speed
Delay start

Programme Manager
EcoSilent Drive
Short
Stains
Further options

Getons
Minimum for
Delicates
Woolens 60
Down
Shirts
Further programmes
Favourites
Mixed items
QuickPower Wash
Express 20
Steam care

The new standard in clean The new washing machines W1

Wash performance: world class!

Miele innovations revolutionise laundry care

A new era in the history of laundry care: with Miele's new W1 generation of washing machines, it's easier and more economical than ever before to get your laundry clean.

Three world firsts are responsible for this revolution: Miele's PowerWash System increases cleaning performance, TwinDos allows automatic dispensing of liquid detergent for both coloured and white laundry and CapDosing is the perfect solution for fabric specific laundry care.

PowerWash



Thanks to a Power Shower your laundry is washed faster and more economically than ever before.

TwinDos



For excellent results!
Automatic dispensing with Miele's revolutionary 2 phase system or with your own brand of liquid detergent and fabric conditioner.

CapDosing



Optimum results for textiles requiring special treatment. Convenient single use capsules for dispensing special detergents, fabric conditioner, a reproofing agent and a booster stain remover.

PowerWash





Miele
PowerWash
Cleaning performance:
10% better



Miele's PowerWash system revolutionises washing. It enables cleaning performance at a speed which has never been achieved before in laundry care. The PowerWash System combines two superior features: "Intensive Flow" and "QuickPowerWash".

The intelligent principle of "Intensive Flow" ensures outstanding wash results with Miele. Thanks to a sophisticated suds cycle, the efficiency of the detergent is fully utilised and the wash performance increased by 10%*: cleanliness you can not only see but also measure objectively*. With QuickPowerWash, Miele achieves excellent wash results in a very short time – it's so good it's hard to believe!

* Test report: WL 6401/13

TwinDos

TwinDos
The best
liquid detergent
system

Automatic dispensing - TwinDos gives you 2 options: either use the containers supplied and fill them with your own preferred brand of liquid detergent and fabric conditioner, or use Miele's 2 phase detergent system. For maximum efficiency, TwinDos dispenses the detergent or fabric conditioner at the appropriate time during the wash process.

Whites or coloureds - TwinDos with Miele's 2 phase system offers the best liquid detergent system available on the market and achieves the very best wash results for your laundry at the touch of a button.



CapDosing



Miele's single use capsules provide a convenient solution for all your laundry needs. They are simply placed in the fabric conditioner compartment of your washing machine and dispensed at exactly the right time during the wash process.

The range includes 5 special detergents: Sport, Down, Outdoor, WoolCare, SilkCare; 3 fabric conditioners: Aqua, Nature, Cocoon; a Reproofing agent and a Booster additive for stubborn stains.

Further product highlights – W1




SoftSteam drum with pre-ironing

Achieving perfectly laundered textiles quickly: the "Pre-ironing" option smooths your textiles before they leave the drum.



ProfiEco motor

Powerful and economical: with Miele's ProfiEco motor, laundry is washed reliably, quietly and economically.



Programme Manager

Intelligent and individual: with 5 programme options, Miele meets your personal requirements at the touch of a button.



SteamCare

Makes ironing almost superfluous: SteamCare from Miele smooths and freshens up laundry in the wash cycle.



Special purpose programmes

With a wide range of special purpose programmes, Miele washing machines and tumble dryers ensure that textiles are given the exact treatment they require. Washing and drying programmes complement each other perfectly to produce the best possible results.



Stainless steel suds container

The suds container is particularly robust and hygienic. It is supported by 4 suspension springs and shock absorbers and is weighed down with cast-iron counterweights. Perfect engineering from Miele for minimum wear and tear, and maximum durability. Even at high spin speeds the appliance is stable and secure.

Revolutionary care

The new T① tumble dryers

Drying performance: world class!

A new kind of freshness
– only from Miele

Using innovative, sophisticated technology Miele has perfected the art of drying laundry. Experience the results for yourself: perfectly dried, freshly scented, soft and fluffy. Three Miele features ensure this exclusive finish: Perfect Dry – an automatic mineral sensor ensures laundry is dried to precision. FragranceDos adds a fresh scent to laundry using Miele's unique fragrance flacons. SteamFinish smoothes laundry visibly and effortlessly – for easier and faster ironing or even eliminates the need for ironing altogether. Discover a new kind of freshness – with Miele.

Perfect Dry




Always perfectly dried: Perfect Dry* measures the mineral content of your water and modifies the programme duration accordingly.

FragranceDos



Freshness for all the senses: with Miele caps your laundry will not only be soft and bouncy, but also beautifully fragrant.

SteamFinish



Achieving perfectly laundered textiles quickly: steam and heat smooth your textiles before they leave the tumble dryer.

Perfect Dry



Perfect Dry

14:16


0:56 h

EcoFeedback

Settings
Washing level

Duration

Delay start



Perfect drying results thanks to mineral sensors: the patented* Perfect Dry system ensures perfect drying results – even if the water contains significant amounts of calcium. This feature has been developed because calcium in the water influences residual moisture sensing, which in turn has an impact on drying results. With Perfect Dry, mineral sensors record the amount of calcium in the water and adjust the drying process for precise drying results. This ensures that your laundry is never too dry or too damp and your chosen drying level is always achieved.

* German patent DE 1971966102



Perfect Dry
Precise drying
thanks to mineral
sensors



SteamFinish



If ironing is not one of your favourite tasks, you'll appreciate Miele's 'Steam Smoothing' programme with SteamFinish. At the beginning of the drying process, water is sprayed into the honeycomb drum creating a fine mist of water. This water is heated by the drying air to create steam which penetrates the textiles and visibly smoothes the laundry. This ensures that ironing is much easier and quicker – or even totally unnecessary.

FragranceDos

Miele fragrance flacons – available in 3 fragrances – envelop your laundry with scent during the drying cycle. The Miele fragrances are produced by a family-run company in the south of France, which has been creating fragrances since 1871. Using a special process, their perfume specialists ensure that the essential oils in the perfume are preserved. The result: pleasantly fresh laundry with a natural fragrance that will last for up to four weeks.



Further product highlights – T1



Honeycomb drum

Fewer creases, easier ironing: the honeycomb structure enables laundry to be dried gently and evenly.



Maintenance-free heat exchanger

For added protection: a two-layer combination filter protects the heat exchanger so that it no longer requires cleaning.



EcoFeedback

At a glance: keeping energy costs under control, you can view how much electricity your dryer uses and check the condition of the fluff filter.



Integrated condensate drainage

There's no need to empty the drawer: condensed water can be drained directly into a suitable drainage facility using the hose at the back of the dryer.



Special purpose programmes

With a wide range of special purpose programmes, Miele washing machines and tumble dryers ensure that textiles are given the exact treatment they require. Washing and drying programmes complement each other perfectly to ensure the very best in laundry care.



Enamelled front

As good as it looks: the coating is scratch-proof, corrosion-proof, impervious to acids and easy to clean.

Only available from Miele



UltraPhase 1&2

The best
liquid detergent
system



UltraPhase 1 and UltraPhase 2

For perfect results with coloureds and whites. Miele's special UltraPhase system dispenses two liquid detergent components from separate cartridges automatically at the perfect time during the wash process.



Caps

Fabric specific capsules for perfect results: the range includes 5 special detergents: Sport, Down, Outdoor, WoolCare, SilkCare; 3 fabric conditioners: Aqua, Nature, Cocoon; a Reproofing agent and a Booster additive for stubborn stains.



Fragrance flacons

For a long-lasting and fresh fragrance. The fragrance flacon is simply fitted into the holder on the fluff filter in the tumble dryer. The intensity of the fragrance can be adjusted to suit your personal preference.

Two design lines – one product family

With Miele, you do not have to decide between innovative technology and elegant design. The new laundry care generation combines functionality and aesthetics. In Miele offers all washing machines and tumble dryers in two attractive design styles suit all tastes.

ChromeEdition



Classic appliance design with round chrome-plated door ring and viewing window on both washing machines and tumble dryers. These appliances are available either with a straight or an ergonomically slanted fascia.

WhiteEdition



A fresh design for laundry care appliances: dynamic bowed front with round, white designer door and viewing window on both washing machines and tumble dryers. These appliances are available with a straight fascia with chrome accents.

New laundry from Miele: W1 and T1





Washing machines, ChromeEdition



Model number	WKF 120	WKG 120	WKH 120 WPS
Load in kg	8.0	8.0	8.0
Installation			
Can be slotted-under/stacked	●/●	●/●	●/●
Door hinging	Right	Right	Right
Spin			
Max. spin speed	1600	1600	1600
Rinse hold/"Without spin" function	●/●	●/●	●/●
Design			
Rotary selector colour	Lotus white	Lotus white	Lotus white
Fascia panel version	Straight	Straight	Straight
Display	1 line white text digital display	1 line white text digital display	1 line white text digital display
Door design	Chrome	Chrome	Chrome
Cleaning performance			
PowerWash System	●	-	●
TwinDos	-	●	●
CapDosing/Stains option	●/●	●/●	●/●
Gentle laundry care			
SoftSteam honeycomb	●	●	●
User convenience			
SteamCare/Pre-ironing	-/●	-/●	-/●
Delay start up to 24 h/Time left display/Time-of-day display	●/●/-	●/●/-	●/●/-
Drum lighting/Buzzer	-/●	-/●	-/●
Display language selection/AutoClean detergent dispenser	Yes/●	Yes/●	Yes/●
Efficiency and sustainability			
Efficiency class/Spin performance class	A+++/A	A+++/A	A+++/A
Annual water consumption in l/Annual energy consumption in kWh	9900/156	9900/176	9900/156
Noise level during washing/spinning in db(A) re 1 pW	48/73	48/73	46/72
Profi Eco motor	●	●	●
EcoFeedback function	●	●	●
Automatic load control/Flowmeter/Foam sensing	●/●/●	●/●/●	●/●/●
Main wash programmes			
Cottons/Minimum iron/Delicates	●/●/●	●/●/●	●/●/●
QuickPowerWash/Express 20	●/●	-/●	●/●
Shirts/Silks/Woollens	●/●/●	●/●/●	●/●/●
Dark garments/Denim	●	●	●
Outerwear/Proofing/Down duvets/Down filled items	●/●/●/-	●/●/●/-	●/●/●/-
Sportswear/Mixed items/Favourites	●/-/-	●/-/-	●/-/-
Main wash options			
ProgrammeManager	●	-	●
Short/Soak/Water plus	●/-/●	●/●/●	●/-/●
Pre-wash	Cottons only	Cottons only	Cottons only
Quality			
Suds container	Stainless steel	Stainless steel	Stainless steel
Enamelled front/Cast iron counterweights	●/●	●/●	●/●
Safety			
Water Control System/WaterProof System	●/-	●/-	-/●
Safety lock/Lock with code	●/●	●/●	●/●
Technical data			
Appliance dimensions in mm (W x H x D)	596 x 850 x 636	596 x 850 x 636	596 x 850 x 636



Washing machines, ChromeEdition



Model number	WKR 570 WPS	WKR 770 WPS
Load in kg	9.0	9.0
Installation		
Can be slotted-under/stacked	●/●	●/●
Door hinging	Right	Right
Spin		
Max. spin speed	1600	1600
Rinse hold/"Without spin" function	●/●	●/●
Design		
Rotary selector colour	Lotus white	Lotus white
Fascia panel version	Slanted	Slanted
Display	4 line white text digital display	4 line white text digital display
Door design	Chrome	Chrome
Cleaning performance		
PowerWash System	●	●
TwinDos	●	●
CapDosing/Stains option	●/●	●/●
Gentle laundry care		
SoftSteam honeycomb	●	●
User convenience		
SteamCare/Pre-ironing	-/●	●/-
Delay start up to 24 h/Time left display/Time-of-day display	●/●/●	●/●/●
Drum lighting/Buzzer	LED/●	LED/●
Display language selection/AutoClean detergent dispenser	Yes/●	Yes/●
Efficiency and sustainability		
Efficiency class/Spin performance class	A+++/A	A+++/A
Annual water consumption in l/Annual energy consumption in kWh	11000/174	11000/174
Noise level during washing/spinning in db(A) re 1 pW	46/72	46/72
Profi Eco motor	●	●
EcoFeedback function	●	●
Automatic load control/Flowmeter/Foam sensing	●/●/●	●/●/●
Main wash programmes		
Cottons/Minimum iron/Delicates	●/●/●	●/●/●
QuickPowerWash/Express 20	●/●	●/●
Shirts/Silks/Woollens	●/●/●	●/●/●
Dark garments/Denim	●	●
Outerwear/Proofing/Down duvets/Down filled items	●/●/●/●	●/●/●/●
Sportswear/Mixed items/Favourites	●/●/●	●/●/●
Main wash options		
ProgrammeManager	●	●
Short/Soak/Water plus	●/●/●	●/●/●
Pre-wash	●	●
Quality		
Suds container	Stainless steel	Stainless steel
Enamelled front/Cast iron counterweights	●/●	●/●
Safety		
Water Control System/WaterProof System	-/●	-/●
Safety lock/Lock with code	●/●	●/●
Technical data		
Appliance dimensions in mm (W x H x D)	596 x 850 x 636	596 x 850 x 636



Washing machines, WhiteEdition



Model number	WMF 120	WMG 120	WMH 120 WPS
Load in kg	8.0	8.0	8.0
Installation			
Can be slotted-under/stacked	●/●	●/●	●/●
Door hinging	Right	Right	Right
Spin			
Max. spin speed	1600	1600	1600
Rinse hold/"Without spin" function	●/●	●/●	●/●
Design			
Rotary selector colour	Chrome	Chrome	Chrome
Fascia panel version	5° incline	5° incline	5° incline
Display	1 line white text digital display	1 line white text digital display	1 line white text digital display
Door design	White/chrome	White/chrome	White/chrome
Cleaning performance			
PowerWash System	●	-	●
TwinDos	-	●	●
CapDosing/Stains option	●/●	●/●	●/●
Gentle laundry care			
SoftSteam honeycomb	●	●	●
User convenience			
SteamCare/Pre-ironing	-/●	-/●	-/●
Delay start up to 24 h/Time left display/Time-of-day display	●/●/-	●/●/-	●/●/-
Drum lighting/Buzzer	-/●	-/●	-/●
Display language selection/AutoClean detergent dispenser	Yes/●	Yes/●	Yes/●
Efficiency and sustainability			
Efficiency class/Spin performance class	A+++/A	A+++/A	A+++/A
Annual water consumption in l/Annual energy consumption in kWh	9900/156	9900/176	9900/156
Noise level during washing/spinning in db(A) re 1 pW	48/73	48/73	46/72
Profi Eco motor	●	●	●
EcoFeedback function	●	●	●
Automatic load control/Flowmeter/Foam sensing	●/●/●	●/●/●	●/●/●
Main wash programmes			
Cottons/Minimum iron/Delicates	●/●/●	●/●/●	●/●/●
QuickPowerWash/Express 20	●/●	-/●	●/●
Shirts/Silks/Woollens	●/●/●	●/●/●	●/●/●
Dark garments/Denim	●	●	●
Outerwear/Proofing/Down duvets/Down filled items	●/●/-/●	●/●/-/●	●/●/-/●
Sportswear/Mixed items/Favourites	●/-/-	●/-/-	●/-/-
Main wash options			
ProgrammeManager	●	-	●
Short/Soak/Water plus	●/-/●	●/●/●	●/-/●
Pre-wash	Cottons only	Cottons only	Cottons only
Quality			
Suds container	Stainless steel	Stainless steel	Stainless steel
Enamelled front/Cast iron counterweights	●/●	●/●	●/●
Safety			
Water Control System/WaterProof System	●/-	●/-	-/●
Safety lock/Lock with code	●/●	●/●	●/●
Technical data			
Appliance dimensions in mm (W x H x D)	596 x 850 x 643	596 x 850 x 643	596 x 850 x 643



Washing machines, WhiteEdition



Model number	WMR 560 WPS
Load in kg	9.0
Installation	
Can be slotted-under/stacked	●/●
Door hinging	Right
Spin	
Max. spin speed	1600
Rinse hold/"Without spin" function	●/●
Design	
Rotary selector colour	Chrome
Fascia panel version	5° incline
Display	4 line white text digital display
Door design	White/chrome
Cleaning performance	
PowerWash System	●
TwinDos	●
CapDosing/Stains option	●/●
Gentle laundry care	
SoftSteam honeycomb	●
User convenience	
SteamCare/Pre-ironing	-/●
Delay start up to 24 h/Time left display/Time-of-day display	●/●/●
Drum lighting/Buzzer	LED/●
Display language selection/AutoClean detergent dispenser	Yes/●
Efficiency and sustainability	
Efficiency class/Spin performance class	A+++/A
Annual water consumption in l/Annual energy consumption in kWh	11000/174
Noise level during washing/spinning in db(A) re 1 pW	46/72
Profi Eco motor	●
EcoFeedback function	●
Automatic load control/Flowmeter/Foam sensing	●/●/●
Main wash programmes	
Cottons/Minimum iron/Delicates	●/●/●
QuickPowerWash/Express 20	●/●
Shirts/Silks/Woollens	●/●/●
Dark garments/Denim	●
Outerwear/Proofing/Down duvets/Down filled items	●/●/●/●
Sportswear/Mixed items/Favourites	●/●/●
Main wash options	
ProgrammeManager	●
Short/Soak/Water plus	●/●/●
Pre-wash	●
Quality	
Suds container	Stainless steel
Enamelled front/Cast iron counterweights	●/●
Safety	
Water Control System/WaterProof System	-/●
Safety lock/Lock with code	●/●
Technical data	
Appliance dimensions in mm (W x H x D)	596 x 850 x 643



Tumble dryers, ChromeEdition



Model number	TKB 440 WP	TKG 440 WP	TKR 350 WP
Load in kg	8.0	8.0	8.0
Installation			
Can be slotted-under/stacked	●/●	●/●	●/●
Door hinging	Left	Left	Left
Heat pump dryer	●	●	●
Design			
Rotary selector colour	Lotus white	Lotus white	Lotus white
Fascia panel version	Straight	Straight	Slanted
Door design	Aluminium silver	Chrome	Chrome
Display	7 segment display	1 line white text digital display	4 line white text digital display
Drying results			
PerfectDry	●	●	●
FragranceDos	● ¹⁾	●	●
SteamFinish	-	●	●
Intelligent drum reversing	●	●	●
Gentle laundry care			
Patented honeycomb drum	●	●	●
User convenience			
Integrated condensed water drainage	●	●	●
Delay start up to 24 h/Time left display/Time-of-day display	●/●/-	●/●/-	●/●/●
Drum lighting	LED	LED	LED
Display language selection	-	●	●
Efficiency and sustainability			
Energy efficiency class/Condensation efficiency class	A+/A	A+/A	A++/A
Annual energy consumption in kWh	265	265	233
Noise level during standard programme in db(A) re 1 pW	64	64	64
EcoFeedback function	-	●	●
ProfiEco motor	-	-	●
Maintenance-free heat exchanger	●	●	●
Main drying programmes			
Cottons/Minimum iron/Delicates	●/●/●	●/●/●	●/●/●
Shirts/Silks handcare/Woolens handcare	-/●/●	●/●/●	●/●/●
Steam smoothing/Gentle smoothing	-/●	●/●	●/●
Express/Denim/Sportswear	●/●/-	●/●/●	●/●/●
Outerwear/Proofing/Pillows	-/-/-	●/●/-	●/●/●
Mixed items/Favourites	-/-	-/-	●/●
Main drying options			
Freshen up	-	●	●
Gentle tumble/Half load (Auto load control)	●/-	●/●	●/●
Anti-crease action/Buzzer	●/●	●/●	●/●
Quality			
Soft ribs/Enamelled front	●/●	●/●	●/●
Safety			
Lock with code	●	●	●
"Empty container" indicator/"Clean filters" indicator	●/●	●/●	●/●
Technical data			
Appliance dimensions in mm (W x H x D)	596 x 850 x 636	596 x 850 x 636	596 x 850 x 636



Tumble dryers, WhiteEdition



Model number	TMG 440 WP
Load in kg	8.0
Installation	
Can be slotted-under/stacked	●/●
Door hinging	Left (Right convertible)
Heat pump dryer	●
Design	
Rotary selector colour	Chrome
Fascia panel version	5° incline
Door design	White/chrome
Display	1 line white text digital display
Drying results	
PerfectDry	●
FragranceDos	●
SteamFinish	●
Intelligent drum reversing	●
Gentle laundry care	
Patented honeycomb drum	●
User convenience	
Integrated condensed water drainage	●
Delay start up to 24 h/Time left display/Time-of-day display	●/●/-
Drum lighting	LED
Display language selection	●
Efficiency and sustainability	
Energy efficiency class/Condensation efficiency class	A+/A
Annual energy consumption in kWh	265
Noise level during standard programme in db(A) re 1 pW	64
EcoFeedback function	●
ProfiEco motor	-
Maintenance-free heat exchanger	●
Main drying programmes	
Cottons/Minimum iron/Delicates	●/●/●
Shirts/Silks handcare/Woolens handcare	●/●/●
Steam smoothing/Gentle smoothing	●/●
Express/Denim/Sportswear	●/●/●
Outerwear/Proofing/Pillows	●/●/-
Mixed items/Favourites	-/-
Main drying options	
Freshen up	●
Gentle tumble/Half load (Auto load control)	●/●
Anti-crease action/Buzzer	●/●
Quality	
Soft ribs/Enamelled front	●/●
Safety	
Lock with code	●
"Empty container" indicator/"Clean filters" indicator	●/●
Technical data	
Appliance dimensions in mm (W x H x D)	596 x 850 x 643



New laundry from Miele: W¹ and T¹





CareCollection – the perfect match for your new laundry care appliances



UltraPhase 1 & 2:

Best liquid detergent on the market

With TwinDos automatic dispensing at the touch of a button for perfect wash results.



UltraPhase 1 cartridge 1.5 l

- 2-component detergent for whites and coloureds.
- For brilliant colours and spotlessly white laundry
 - Excellent stain removal properties even at low temperatures
 - No overdosing thanks to automatic dispensing
 - Highly effective – for 37 wash cycles
 - Simply perfect laundry care – with Miele



UltraPhase 2 cartridge 1.5 l

- 2-component detergent for whites and coloureds.
- For brilliant colours and spotlessly white laundry
 - Excellent stain removal properties even at low temperatures
 - No overdosing thanks to automatic dispensing
 - Highly effective – for 50 wash cycles
 - Simply perfect laundry care – with Miele



Free promotional pack consisting of one UltraPhase 1 cartridge, one UltraPhase 2 cartridge and 3 Caps (Sport, WoolCare, AQUA fabric conditioner) supplied when purchasing a washing machine with TwinDos function.



Caps – for perfect results

Optimum wash results for textiles requiring special treatment such as outdoor and hiking wear, silks and woollens thanks to CapDosing.



Caps collection box (pack of 10)

Mixed box of Caps for all your laundry needs. This box contains one each of: WoolCare, SilkCare, Sport, Down, Outdoor, Reproofing, AQUA, NATURE and COCOON fabric conditioner, and a Booster Cap.



Caps Outdoor + box (pack of 10)

For outdoor wear; to retain wicking properties and for reproofing. This box contains 8 Outdoor and 2 Reproofing Caps.

Caps Home box (not illustrated) (pack of 10)

Mixed box for household items requiring special treatment. This box contains 3 WoolCare, 2 SilkCare, 2 Down and 3 Booster Caps.



**Caps WoolCare box
(pack of 10)**

For woollens and delicate fabrics.



**Caps Fabric Conditioner box
(pack of 10)**

Suitable for all your laundry.

AQUA
NATURE (not illustrated)
COCOON (not illustrated)



**Caps Booster box
(pack of 10)**

The solution for stubborn stains.

**Caps Sport box (not illustrated)
(pack of 10)**

For breathable sportswear.



Fragrance

Automatically dispensed - choose your favourite fragrance for long lasting scent.



Fragrance flacons

Fragrance AQUA
for the freshness of a sea breeze

Fragrance NATURE
with floral aromas and natural, invigorating
freshness

Fragrance COCOON
for a feeling of peace and harmony

United Kingdom
Miele Company Ltd.
Fairacres
Marcham Road
Abingdon
Oxon OX14 1TW

Tel. 0845 365 0555
www.miele.co.uk